





































































24 100m Freestyle Men Heat

























Official

























Total

























Rank	Competitor	Age	Club	RT	PTS	Result	
1	 Perceval L...	18	 Central Ha...	0.69		53.27 Entry: 54.56 -1.29	Q
	25m: 12.19		50m: 25.69 (13.50)				
	75m: 39.68 (13.99)		100m: 53.27 (13.59)				
2	 Skidmore S...	16	 Trojans Swi...	0.69		53.32 Entry: 52.66 +0.66	Q
	25m: 11.98		50m: 25.30 (13.32)				
	75m: 39.38 (14.08)		100m: 53.32 (13.94)				
3	 BakerSefo I...	17	 Pirates Swi...	0.69		53.41 Entry: 53.15 +0.26	Q
	25m: 12.29		50m: 25.84 (13.55)				
	75m: 39.72 (13.88)		100m: 53.41 (13.69)				
4	 O'Connor-...	16	 Pirates Swi...	0.63		54.40 Entry: 54.87 -0.47	Q
	25m: 12.55		50m: 26.24 (13.69)				
	75m: 40.34 (14.10)		100m: 54.40 (14.06)				
5	 Evans Tyron	19	 Comet Swi...	0.68		54.60 Entry: 56.52 -1.92	Q
	25m: 12.26		50m: 25.81 (13.55)				
	75m: 40.19 (14.38)		100m: 54.60 (14.41)				
6	 McPhail Jack	15	 Tawa Swim...	0.61		55.74 Entry: 57.22 -1.48	Q
	25m: 12.39		50m: 26.59 (14.20)				
	75m: 41.32 (14.73)		100m: 55.74 (14.42)				
7	 Rasmusse...	16	 Trojans Swi...	0.69		56.17 Entry: 56.44 -0.27	Q
	25m: 12.89		50m: 26.73 (13.84)				
	75m: 41.37 (14.64)		100m: 56.17 (14.80)				
8	 Bryant Jay...	18	 Central Ha...	0.71		56.52 Entry: 56.87 -0.35	Q
	25m: 12.64		50m: 26.78 (14.14)				
	75m: 41.58 (14.80)		100m: 56.52 (14.94)				
9	 MacInnes ...	16	 Greendale ...	0.74		56.87 Entry: 56.22 +0.65	Q
	25m: 12.95		50m: 27.22 (14.27)				
	75m: 42.00 (14.78)		100m: 56.87 (14.87)				
10	 Setford Kyle	14	 Heretaunga...	0.71		57.26 Entry: 57.47 -0.21	Q
	25m: 12.94		50m: 27.38 (14.44)				
	75m: 42.29 (14.91)		100m: 57.26 (14.97)				

























11	 Latu Maxwell	15	 Enterprise ...	0.55	57.36 -0.23 Entry: 57.59	Q
	25m: 12.57		50m: 26.76 (14.19)			
	75m: 41.77 (15.01)		100m: 57.36 (15.59)			
12	 Wang Justin	15	 Porirua City...	0.68	57.48 -0.48 Entry: 57.96	Q
	25m: 12.90		50m: 27.33 (14.43)			
	75m: 42.45 (15.12)		100m: 57.48 (15.03)			
13	 Downs-Hon...	26	 Club 37	0.63	57.54 +3.60 Entry: 53.94	Q
	25m: 12.96		50m: 27.38 (14.42)			
	75m: 42.28 (14.90)		100m: 57.54 (15.26)			
14	 Fukushima-...	16	 Comet Swi...	0.66	57.73 +1.17 Entry: 56.56	Q
	25m: 12.74		50m: 27.19 (14.45)			
	75m: 42.23 (15.04)		100m: 57.73 (15.50)			
15	 Phillips Max	18	 Comet Swi...	0.63	57.78 +1.57 Entry: 56.21	R1
	25m: 13.12		50m: 27.73 (14.61)			
	75m: 42.97 (15.24)		100m: 57.78 (14.81)			
16	 Ray Javarn	16	 Heretaunga...	0.65	57.80 +0.01 Entry: 57.79	R2
	25m: 13.09		50m: 27.55 (14.46)			
	75m: 42.59 (15.04)		100m: 57.80 (15.21)			
17	 Hape TeMa...	16	 Comet Swi...	0.60	58.02 -0.78 Entry: 58.80	
	25m: 12.58		50m: 27.05 (14.47)			
	75m: 42.53 (15.48)		100m: 58.02 (15.49)			
17	 Hyde-Hills ...	15	 Napier Aqu...	0.61	58.02 -0.05 Entry: 58.07	Q
	25m: 12.92		50m: 27.36 (14.44)			
	75m: 42.73 (15.37)		100m: 58.02 (15.29)			
19	 Burkett Mur...	16	 Napier Aqu...	0.66	58.23 -2.73 Entry: 1:00.96	
	25m: 12.86		50m: 27.21 (14.35)			
	75m: 42.46 (15.25)		100m: 58.23 (15.77)			
20	 Botes Phoe...	13	 Napier Aqu...	0.66	59.37 +0.09 Entry: 59.28	Q
	25m: 12.81		50m: 27.44 (14.63)			
	75m: 43.42 (15.98)		100m: 59.37 (15.95)			
21	 Holmes Wyatt	18	 Heretaunga...	0.73	59.61 -0.71 Entry: 1:00.32	
	25m: 13.48		50m: 28.51 (15.03)			
	75m: 44.05 (15.54)		100m: 59.61 (15.56)			
22	 Alexander ...	15	 Enterprise ...	0.64	59.65 -0.22 Entry: 59.87	Q
	25m: 13.38		50m: 28.51 (15.13)			
	75m: 44.02 (15.51)		100m: 59.65 (15.63)			













23	 Robertson ...	15	 Pirates Swi...	0.68	59.92 Entry: 1:00.65 -0.73	Q
	25m: 13.83		50m: 29.03 (15.20)			
	75m: 44.56 (15.53)		100m: 59.92 (15.36)			
24	 Turei Braden	14	 Heretaunga...	0.69	1:01.13 Entry: 1:00.49 +0.64	Q
	25m: 13.69		50m: 29.16 (15.47)			
	75m: 45.10 (15.94)		100m: 1:01.13 (16.03)			
25	 Mananes J...	16	 Central Ha...	0.57	1:01.22 Entry: 1:01.21 +0.01	
	25m: 13.92		50m: 29.56 (15.64)			
	75m: 45.38 (15.82)		100m: 1:01.22 (15.84)			
26	 Braybrook ...	17	 Comet Swi...	0.69	1:01.24 Entry: 1:00.02 +1.22	
	25m: 14.03		50m: 29.48 (15.45)			
	75m: 45.45 (15.97)		100m: 1:01.24 (15.79)			
27	 Carlisle Aiden	13	 Napier Aqu...	0.68	1:02.29 Entry: 1:03.36 -1.07	Q
	25m: 14.18		50m: 30.15 (15.97)			
	75m: 46.66 (16.51)		100m: 1:02.29 (15.63)			
28	 Kinsella AJ	16	 Comet Swi...	0.67	1:02.48 Entry: 1:02.83 -0.35	
	25m: 14.37		50m: 30.13 (15.76)			
	75m: 46.33 (16.20)		100m: 1:02.48 (16.15)			
29	 Cole Archie	14	 Heretaunga...	0.72	1:03.00 Entry: 1:04.53 -1.53	Q
	25m: 14.04		50m: 30.04 (16.00)			
	75m: 46.73 (16.69)		100m: 1:03.00 (16.27)			
30	 Wright Elijah	15	 Comet Swi...	0.56	1:03.55 Entry: 1:06.99 -3.44	Q
	25m: 14.04		50m: 29.87 (15.83)			
	75m: 46.70 (16.83)		100m: 1:03.55 (16.85)			
31	 Hape Maka...	14	 Comet Swi...	3.05	1:03.67 Entry: 1:01.54 +2.13	Q
	25m: 14.10		50m: 30.25 (16.15)			
	75m: 46.80 (16.55)		100m: 1:03.67 (16.87)			
32	 Wiley Daniel	15	 Heretaunga...	0.67	1:04.07 Entry: 1:04.96 -0.89	Q
	25m: 14.29		50m: 30.59 (16.30)			
	75m: 47.64 (17.05)		100m: 1:04.07 (16.43)			
33	 Birkett Tho...	14	 Heretaunga...		1:04.63 Entry: 1:04.43 +0.20	Q
	25m:		50m: 29.52 (29.52)			
	75m: 46.86 (17.34)		100m: 1:04.63 (17.77)			
34	 Smith Noah	13	 Napier Aqu...	0.46	1:05.49 Entry: 1:06.81 -1.32	Q
	25m: 14.91		50m: 31.95 (17.04)			
	75m: 48.92 (16.97)		100m: 1:05.49 (16.57)			

35	 Sheldrake ...	14	 Enterprise ...	0.75	1:05.62 Entry: 1:07.63 -2.01	Q
	25m: 14.48		50m: 31.22 (16.74)			
	75m: 48.97 (17.75)		100m: 1:05.62 (16.65)			
36	 Macalalad ...	15	 Central Ha...	0.66	1:05.69 Entry: 1:03.88 +1.81	Q
	25m: 14.10		50m: 31.27 (17.17)			
	75m: 48.55 (17.28)		100m: 1:05.69 (17.14)			
37	 Matthews-...	14	 Enterprise ...	0.73	1:05.74 Entry: 1:06.22 -0.48	Q
	25m: 13.98		50m: 30.40 (16.42)			
	75m: 47.68 (17.28)		100m: 1:05.74 (18.06)			
38	 Kendrick R...	14	 Heretaunga...	0.54	1:06.49 Entry: 1:09.71 -3.22	Q
	25m: 15.05		50m: 31.36 (16.31)			
	75m: 49.04 (17.68)		100m: 1:06.49 (17.45)			
39	 Stuttle Alex	13	 Heretaunga...	0.62	1:06.79 Entry: 1:10.27 -3.48	Q
	25m: 14.82		50m: 31.63 (16.81)			
	75m: 49.36 (17.73)		100m: 1:06.79 (17.43)			
40	 Wang Chao	11	 Porirua City...	0.42	1:06.84 Entry: 1:08.64 -1.80	Q
	25m: 15.52		50m: 32.18 (16.66)			
	75m: 49.82 (17.64)		100m: 1:06.84 (17.02)			
41	 Burns Cooper	14	 Greendale ...	0.76	1:07.03 Entry: 1:05.75 +1.28	Q
	25m: 14.64		50m: 31.26 (16.62)			
	75m: 49.28 (18.02)		100m: 1:07.03 (17.75)			
42	 Betty Arthur	12	 Heretaunga...	0.49	1:07.38 Entry: 1:08.97 -1.59	Q
	25m: 15.13		50m: 32.04 (16.91)			
	75m: 49.78 (17.74)		100m: 1:07.38 (17.60)			
43	 van Wyk Jc	13	 Enterprise ...	0.66	1:07.78 Entry: 1:08.63 -0.85	Q
	25m: 15.68		50m: 32.84 (17.16)			
	75m: 50.36 (17.52)		100m: 1:07.78 (17.42)			
44	 Wickham G...	13	 Heretaunga...		1:08.28 Entry: 1:12.71 -4.43	Q
	25m: 15.49		50m: 32.55 (17.06)			
	75m: 50.39 (17.84)		100m: 1:08.28 (17.89)			
45	 Roux Emmett	12	 Greendale ...	0.69	1:08.59 Entry: 1:08.62 -0.03	Q
	25m: 14.85		50m: 31.98 (17.13)			
	75m: 50.68 (18.70)		100m: 1:08.59 (17.91)			
46	 Redgewell ...	12	 Pirates Swi...	0.69	1:08.88 Entry: 1:11.54 -2.66	Q
	25m: 15.18		50m: 32.54 (17.36)			
	75m: 50.83 (18.29)		100m: 1:08.88 (18.05)			

47	 Clapperton ...	14	 Enterprise ...	0.71	1:09.42 Entry: 1:11.59 -2.17	Q
	25m: 14.95		50m: 32.14 (17.19)			
	75m: 50.49 (18.35)		100m: 1:09.42 (18.93)			
48	 Gray Joshua	15	 Enterprise ...	0.71	1:09.57 Entry: 1:08.48 +1.09	Q
	25m: 14.59		50m: 32.12 (17.53)			
	75m: 51.13 (19.01)		100m: 1:09.57 (18.44)			
49	 McCutcheo...	12	 Central Ha...	0.56	1:09.96 Entry: 1:13.40 -3.44	Q
	25m: 15.86		50m: 33.87 (18.01)			
	75m: 52.27 (18.40)		100m: 1:09.96 (17.69)			
50	 Hape TeOr...	13	 Comet Swi...	0.48	1:10.95 Entry: 1:12.00 -1.05	Q
	25m: 15.63		50m: 33.30 (17.67)			
	75m: 51.71 (18.41)		100m: 1:10.95 (19.24)			
51	 Bautista Ca...	12	 Central Ha...	0.53	1:11.02 Entry: 1:14.56 -3.54	Q
	25m: 15.44		50m: 33.42 (17.98)			
	75m: 51.93 (18.51)		100m: 1:11.02 (19.09)			
52	 Reid Couper	13	 Enterprise ...	0.67	1:11.72 Entry: 1:15.96 -4.24	Q
	25m: 16.05		50m: 34.64 (18.59)			
	75m: 53.57 (18.93)		100m: 1:11.72 (18.15)			
53	 Parlane Gr...	14	 Ice Breaker...		1:11.74 Entry: 1:11.44 +0.30	R1
	25m: 15.88		50m: 33.79 (17.91)			
	75m: 52.81 (19.02)		100m: 1:11.74 (18.93)			
54	 Kinsella Gus	14	 Comet Swi...	0.63	1:11.86 Entry: 1:12.61 -0.75	R2
	25m: 16.35		50m: 34.62 (18.27)			
	75m: 53.49 (18.87)		100m: 1:11.86 (18.37)			
55	 Wright Luke	13	 Comet Swi...	0.56	1:11.89 Entry: 1:14.22 -2.33	Q
	25m: 16.06		50m: 34.64 (18.58)			
	75m: 53.86 (19.22)		100m: 1:11.89 (18.03)			
56	 Low Etienne	15	 Enterprise ...	0.71	1:12.19 Entry: 1:11.59 +0.60	R1
	25m: 15.66		50m: 33.87 (18.21)			
	75m: 52.94 (19.07)		100m: 1:12.19 (19.25)			
57	 Booker Xav...	11	 Enterprise ...	0.48	1:13.00 Entry: 1:13.42 -0.42	Q
	25m: 16.23		50m: 1:13.00 (56.77)			
	75m: 54.71		100m: 1:13.00 (18.29)			
58	 Hacking Co...	13	 Napier Aqu...	0.50	1:15.13 Entry: 1:18.23 -3.10	Q
	25m: 16.91		50m: 36.07 (19.16)			
	75m: 56.30 (20.23)		100m: 1:15.13 (18.83)			

59	 Dobson Flynn	10	 Trojans Swi...	0.53	1:15.39 Entry: 1:19.47 -4.08	Q
	25m: 17.03		50m: 36.73 (19.70)			
	75m: 56.59 (19.86)		100m: 1:15.39 (18.80)			
60	 Potaka-Os...	12	 Napier Aqu...	0.74	1:15.95 Entry: 1:17.54 -1.59	Q
	25m: 17.32		50m: 36.36 (19.04)			
	75m: 57.00 (20.64)		100m: 1:15.95 (18.95)			
61	 Wairama J...	10	 Napier Aqu...	0.51	1:16.89 Entry: 1:20.00 -3.11	Q
	25m: 16.34		50m: 35.81 (19.47)			
	75m: 56.72 (20.91)		100m: 1:16.89 (20.17)			
62	 Webber Flynn	11	 Heretaunga...	0.73	1:16.95 Entry: 1:21.69 -4.74	Q
	25m: 17.51		50m: 37.64 (20.13)			
	75m: 58.06 (20.42)		100m: 1:16.95 (18.89)			
63	 Kavanagh ...	11	 Greendale ...	0.52	1:17.28 Entry: 1:14.95 +2.33	Q
	25m: 16.78		50m: 36.21 (19.43)			
	75m: 56.67 (20.46)		100m: 1:17.28 (20.61)			
64	 Sheldrake ...	12	 Enterprise ...	0.67	1:17.55 Entry: 1:18.16 -0.61	Q
	25m: 16.45		50m: 35.87 (19.42)			
	75m: 57.08 (21.21)		100m: 1:17.55 (20.47)			
65	 Thorpe Benji	11	 Enterprise ...		1:17.97 Entry: 1:20.81 -2.84	Q
	25m: 16.88		50m: 37.32 (20.44)			
	75m: 57.59 (20.27)		100m: 1:17.97 (20.38)			
66	 Carter Dea...	10	 Ice Breaker...		1:18.08 Entry: 1:19.86 -1.78	Q
	25m: 17.92		50m: 37.72 (19.80)			
	75m: 59.56 (21.84)		100m: 1:18.08 (18.52)			
67	 Everton Lu...	11	 Trojans Swi...	0.47	1:19.09 Entry: 1:31.22 -12.13	Q
	25m: 17.75		50m: 37.60 (19.85)			
	75m: 58.73 (21.13)		100m: 1:19.09 (20.36)			
68	 Moli Chester	11	 Trojans Swi...	0.69	1:20.11 Entry: 1:26.16 -6.05	Q
	25m: 17.92		50m: 38.50 (20.58)			
	75m: 1:00.07 (21.57)		100m: 1:20.11 (20.04)			
69	 Kirk-Frater ...	11	 Heretaunga...	0.45	1:20.50 Entry: 1:25.23 -4.73	Q
	25m: 17.80		50m: 39.01 (21.21)			
	75m: 1:01.99 (22.98)		100m: 1:20.50 (18.51)			
70	 Teutenberg...	13	 Enterprise ...	0.60	1:21.00 Entry: 1:18.69 +2.31	R1
	25m: 17.89		50m: 38.72 (20.83)			
	75m: 59.80 (21.08)		100m: 1:21.00 (21.20)			

71	 McPhail Ha...	10		Enterprise ...	0.50	1:21.73 Entry: 1:21.23 +0.50	Q
	25m: 18.36		50m: 39.33 (20.97)				
	75m: 1:01.38 (22.05)		100m: 1:21.73 (20.35)				
72	 Harper Tho...	11		Trojans Swi...		1:22.24 Entry: 1:29.58 -7.34	Q
	25m: 17.88		50m: 39.28 (21.40)				
	75m: 1:01.19 (21.91)		100m: 1:22.24 (21.05)				
73	 Renall Lachie	12		Heretaunga...	0.56	1:22.69 Entry: 1:21.58 +1.11	Q
	25m: 18.02		50m:				
	75m: 1:01.56 (1:01.56)		100m: 1:22.69 (21.13)				
73	 Geary Wire...	11		Trojans Swi...	0.53	1:22.69 Entry: 1:23.08 -0.39	Q
	25m: 17.62		50m: 38.90 (21.28)				
	75m: 1:00.43 (21.53)		100m: 1:22.69 (22.26)				
75	 Gray Elijah	10		Enterprise ...	0.57	1:23.05 Entry: 1:21.31 +1.74	Q
	25m: 18.37		50m: 39.60 (21.23)				
	75m: 1:02.23 (22.63)		100m: 1:23.05 (20.82)				
76	 Tiraha Zion	11		Whanganui...	0.48	1:23.42 Entry: 1:21.88 +1.54	R1
	25m: 17.50		50m: 38.81 (21.31)				
	75m: 1:01.27 (22.46)		100m: 1:23.42 (22.15)				
77	 Tietjen Fre...	11		Enterprise ...		1:25.18 Entry: 1:29.41 -4.23	R2
	25m: 17.70		50m: 39.15 (21.45)				
	75m: 1:02.55 (23.40)		100m: 1:25.18 (22.63)				
78	 Phelps Bax...	9		Comet Swi...	0.72	1:26.82 Entry: 1:33.10 -6.28	Q
	25m: 18.14		50m: 39.94 (21.80)				
	75m: 1:04.64 (24.70)		100m: 1:26.82 (22.18)				
79	 Tacon Lincoln	11		Greendale ...		1:29.80 Entry: 1:31.03 -1.23	
	25m: 18.65		50m: 1:29.80 (1:11.15)				
	75m: 1:04.74		100m: 1:29.80 (25.06)				
80	 Rogers Jack	10		Trojans Swi...	0.56	1:30.50 Entry: 1:38.66 -8.16	Q
	25m: 18.32		50m: 40.87 (22.55)				
	75m: 1:05.46 (24.59)		100m: 1:30.50 (25.04)				
81	 Terry Felix	9		Napier Aqu...		1:31.53 Entry: 1:35.92 -4.39	Q
	25m: 20.06		50m: 44.10 (24.04)				
	75m: 1:08.06 (23.96)		100m: 1:31.53 (23.47)				
82	 Sutton Jai	10		Comet Swi...	0.74	1:33.21	Q
	25m: 19.09		50m: 43.28 (24.19)				
	75m: 1:09.05 (25.77)		100m: 1:33.21 (24.16)				

83	 Wright Guy	11	 Comet Swi...	0.65	1:33.44 Entry: 1:46.89 -13.45	
	25m: 20.34		50m: 45.13 (24.79)			
	75m: 1:11.36 (26.23)		100m: 1:33.44 (22.08)			
84	 Roderick M...	10	 Napier Aqu...		1:33.49 Entry: 1:42.71 -9.22	Q
	25m: 19.80		50m: 43.61 (23.81)			
	75m: 1:10.02 (26.41)		100m: 1:33.49 (23.47)			
85	 White Caleb	10	 Greendale ...		1:34.12 Entry: 1:38.78 -4.66	R1
	25m: 19.22		50m: 43.21 (23.99)			
	75m: 1:08.57 (25.36)		100m: 1:34.12 (25.55)			
86	 Bake Ryder	10	 Trojans Swi...	0.47	1:38.05 Entry: 1:59.37 -21.32	R2
	25m: 21.49		50m: 46.21 (24.72)			
	75m: 1:12.80 (26.59)		100m: 1:38.05 (25.25)			
87	 Horton Tyler	9	 Comet Swi...		1:43.15	
	25m: 20.86		50m: 47.77 (26.91)			
	75m: 1:16.12 (28.35)		100m: 1:43.15 (27.03)			
88	 Everton Jo...	9	 Trojans Swi...	0.49	1:53.83	
	25m: 23.45		50m:			
	75m: 1:25.27 (1:25.27)		100m: 1:53.83 (28.56)			